

Women's Styles and Fit

NNT's range of women's shirts are classified by their style of fit: Fitted, Slim, Classic, Regular and Relaxed. We've made it easy for you to identify your preferred style throughout the Style Guide, just keep an eye out for the corresponding letter symbol. Use the guide below for assistance when selecting the shirt and pant style that suits you best.



F

FITTED

- Shaped to the contours of the body
- More fitted at the waist



S

SLIM

- Shaped close to the body
- Narrow silhouette
- Slim fit at the waist



C

CLASSIC

- Classic tailored fit
- Suitable for most body types
- Slight tapering through the body



R

REGULAR

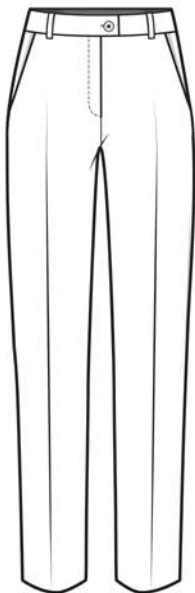
- Gentle shaping through the body
- Medium flattering fit



X

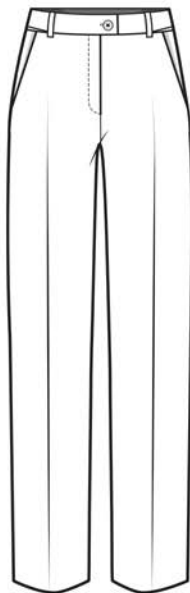
RELAXED

- Relaxed fit
- Suitable for most body types
- Loose, straight shape



SLIMLINE PANT

- Sits just below the waist
- Straight through the leg
- Narrow leg opening



SECRET WAIST

- Sits just below the waist
- Tapered slightly through the leg
- Straight leg opening
- Hidden elastic waist



SECRET WAIST SLIM LEG

- Sits just below the waist
- Tapered through the leg
- Narrow leg opening
- Hidden elastic waist

Men's Styles and Fit

Our men's shirts are available in Fitted, Slim, Classic, Regular and Relaxed styles. Look out for the corresponding shirt fit symbols throughout the Style Guide to make selecting your corporate range easier. Use the guide below to choose the best shirt and pant style for your body type and comfort needs.



F

FITTED

- Slim tailored fit
- Suitable for a slimmer figure
- Tapered through the shoulders, chest and waist



S

SLIM

- Shaped close to the body
- Tapered from the chest to waist
- Slim silhouette



C

CLASSIC

- Classic tailored fit
- Suitable for most body types
- Slight tapering through the body



R

REGULAR

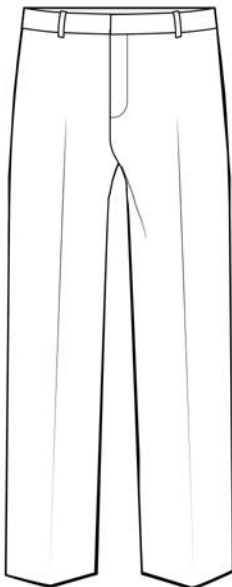
- Gently tapered from the chest to waist
- Medium flattering fit
- Suitable for most body types



X

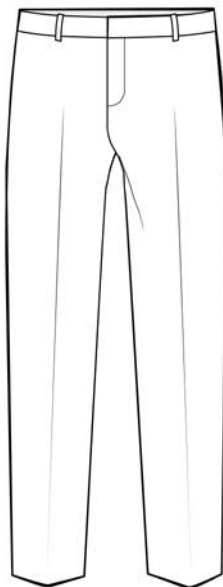
RELAXED

- Relaxed fit
- Suitable for a fuller figure
- Loose, straight shape



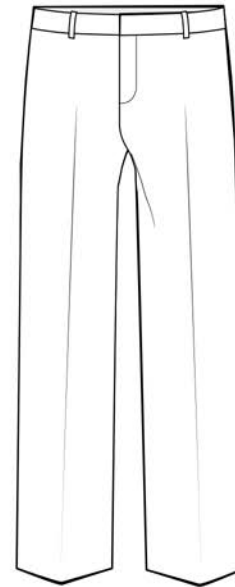
FLAT FRONT

- Sits just below the waist
- Straight through the leg
- Straight leg opening



SLIM PANT

- Sits 3cm below the waist
- Tapered through the leg
- Narrow leg opening



SECRET WAIST

- Sits 3cm below the waist
- Wide through the leg
- Wide leg opening
- Hidden elastic waist

WOMEN'S SIZING

NNT have created a simple-to-use size chart to help you order the right size. To get an accurate body measurement, use a tape measure, keeping the tape taut but not stretched, and follow the instructions below. Ask a friend to help if necessary.

For consistency, ensure all measurements are taken from the same side of the body.



BUST

Measure around fullest part of the bust, keeping the tape level and straight. Keep one finger between tape and body.



WAIST

Measure around your waist, keeping the tape level and straight. Keep one finger between tape and body.



HIPS

Stand naturally, measure around fullest part of hips (approx. 22cm down from waist), ensure tape is level and straight. Keep one finger between tape and body.

INTL. S/M/L	AU	BUST (cm)	WAIST (cm)	HIP (cm)
	4		57	83
2XS	6	80	62	88
XS	8	85	67	93
S	10	90	72	98
M	12	95	77	103
	14	100	82	108
L	16	105	87	113
	18	113	95	121
XL	18	113	95	121
2XL	20	120	102	128
3XL	22	125	107	133
	24	130	112	138
4XL	26	135	117	143
	28	140	122	148
5XL	28	140	122	148
6XL	30	145	127	153

MEN'S SIZING

NNT have created a simple-to-use size chart to help you order the right size. To get an accurate body measurement, use a tape measure, keeping the tape taut but not stretched, and follow the instructions below. Ask a friend to help if necessary.

For consistency, ensure all measurements are taken from the same side of the body.



NECK

Remember, make allowance for comfort. Ask a friend to measure around your neck at collar level. This measurement is your shirt size.



CHEST

Measure around fullest part of the chest, keeping the tape level and straight. Keep one finger between tape and body.



WAIST

Measure around waist, keeping one finger between tape and body. Over your shirt (not trousers) at the position you would normally wear your trousers.

Men's Neck Measurements (Shirts)

AU	CHEST (cm)	WAIST	
		(cm)	(in)
2XS	82	67	26
XS	87	72	28
S	92	77	30
M	97	82	32
L	102	87	34
XL	110	95	36
			38
2XL	118	103	40
			42
3XL	126	111	44
			46
4XL	134	119	48
			50
5XL	142	127	52
			54
6XL	150	135	56
			58

NECK (cm)
36
37
38
39
40
41
42
43
44
45
46
47
48
49
50
51
52
53
54

UNISEX SIZING

NNT have created a simple-to-use size chart to help you order the right size. To get an accurate body measurement, use a tape measure, keeping the tape taut but not stretched, and follow the instructions below. Ask a friend to help if necessary.

For consistency, ensure all measurements are taken from the same side of the body.



CHEST

Measure around fullest part of the chest, keeping the tape level and straight. Keep one finger between tape and body.



WAIST

Measure around waist, keeping one finger between tape and body. Over your shirt (not trousers) at the position you would normally wear your trousers.

UNISEX SCRUBS SIZE GUIDE

INTL. S/M/L	CHEST (cm)	WAIST (cm)
2XS	82	67
XS	87	72
S	92	77
M	97	82
L	102	87
XL	110	95
2XL	118	103
3XL	126	111
4XL	134	119

UNISEX BELTS SIZE GUIDE

INTL. S/M/L	Waist (cm)
S	72-77
M	82-87
L	92-97
XL	102-107
2XL	112-117
3XL	122-127